




X-RAY

WHITEPAPER v1.01




INTRODUCTION

X-RAY was founded on the premise that crypto market cycles could be quantified by on-chain trading behavior, where traditional market psychology could be applied to measure the risk vs reward in either a crypto token or the market as a whole.

After months of development and testing, we have completed phase one of our core computation, which has been the culmination of years of trading experience and research.

This comprehensive on-chain computation is the core of X-RAY and its ecosystem. The insights that this tech offers will help give traders and investors a powerful ally to their risk management and profit taking strategy.





X-RAY


X-RAY uses advanced market cycle analytics to identify risk vs reward ratios based on technical and psychological trading patterns found on-chain. It is the core to the whole ecosystem.

X-RAY

X-RAY queries data from the blockchain in real-time



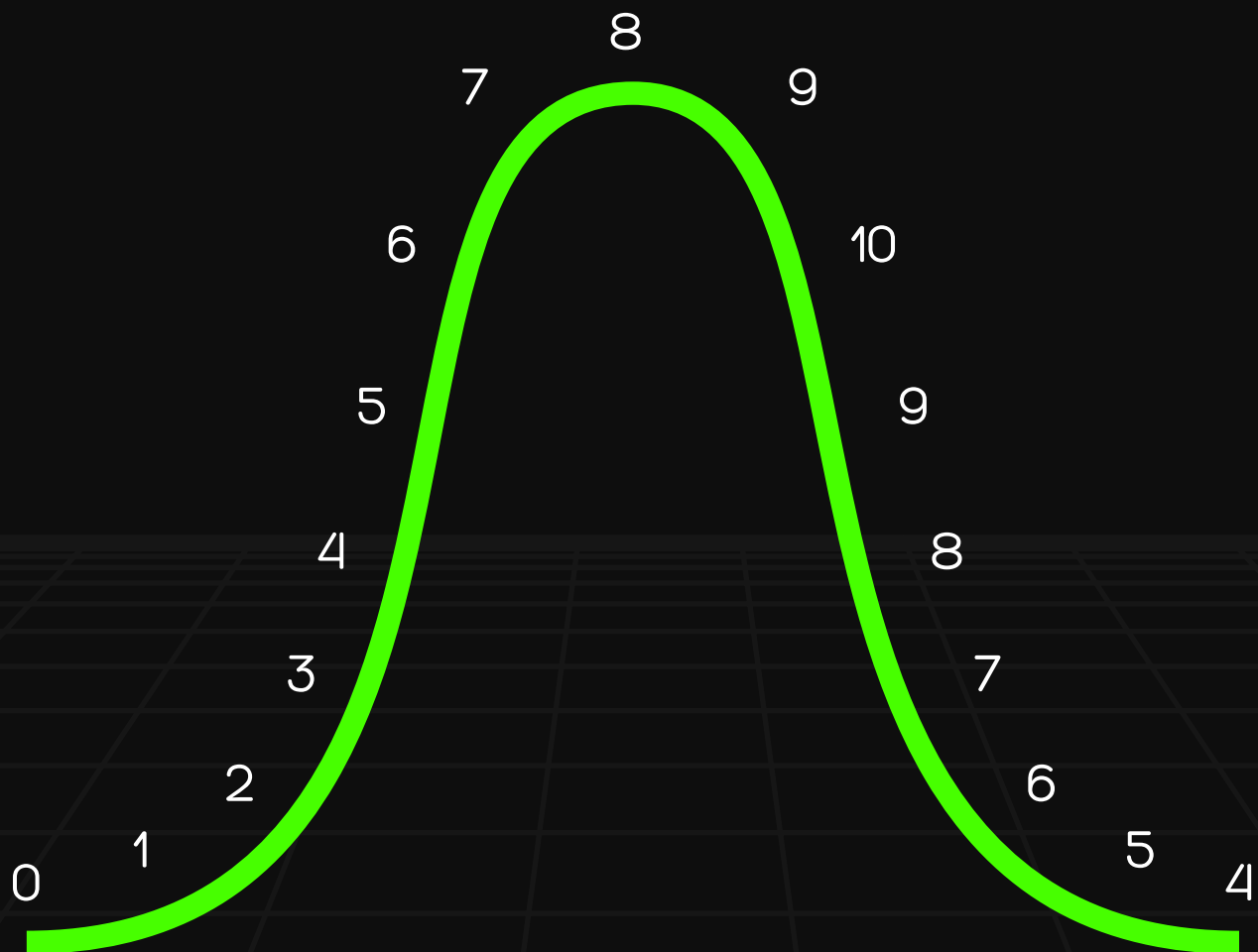
Calculations measure the bearish vs bullish outlook, e.g. the Market Cycle Index (MCI)



Psychological trading patterns are identified from numerous criteria

X-RAY

The MCI helps quantify X-RAY data into one variable, which typically ranges from 0-10




MCI of 0 is the most bullish, indicating a cycle bottom

MCI of 10 is the most bearish, indicating a cycle top

X-RAY

A fundamental attribute of X-RAY is the Smart Money indicators, which both feed into the calculation, but also offer additional insights



Queries wallets with a PNL of \$50K or more, and uses that data in the MCI

Provides Smart Money indicators, which informs whether they are buying or selling

X-RAY

Powering our whole ecosystem is X-RAY. We will have 3 core utilities at launch, with many more planned to be released in the near future

SIGNALS

FIND THE NEXT 100X

Signal feed for finding early or hyped plays, minimizing risk and maximizing reward

SCANNER

SHOULD I BUY OR SELL?

Token scanner for on-the-fly insights on risk vs reward ratios and identifying a token's buy to sell prospects

MONITOR

SWING TRADER'S ALLY

Expert vetted token watchlist that streamlines trades and provides an efficient trading strategy

\$XRAY TOKEN

Grants access to the ecosystem
through our Collab.Land gated
Telegram chat



Tiered access with specific
features targeting users
from entry level, to
professional, to enterprise

TOKENOMICS

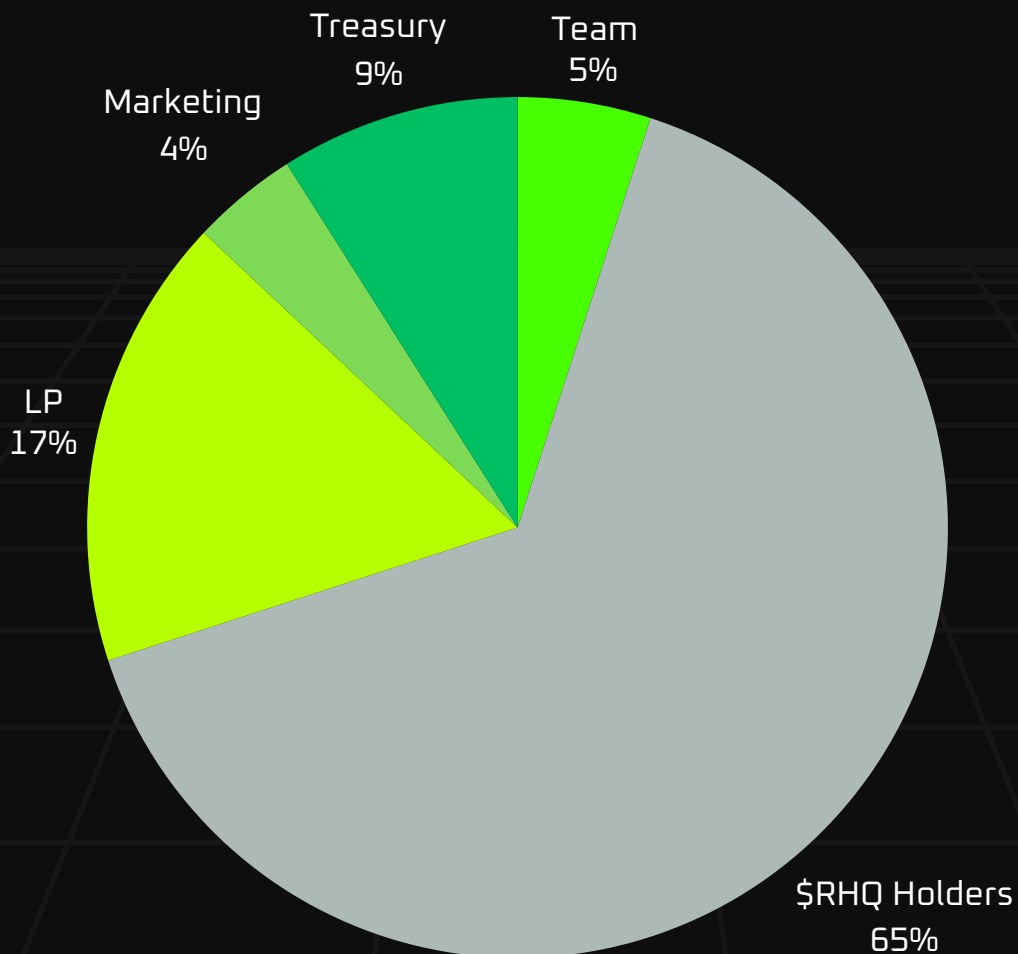
Taxes: 2/2

Network: Base

Supply: 1,000,000,000

CA: N/A

Allocations: See chart



\$RHQ RELAUNCH

X-RAY is the reimagining of Rebel HQ, and has been a necessary step in solidifying the project's future and the adoption of its technology.

\$RHQ holders will receive a 1-to-1 airdrop prior to the \$XRAY launch, with the market cap equivalent at the exact time of the snapshot.

The snapshot date is TBD, and will be formally announced on our Twitter/X and Telegram.

The contract address for \$RHQ is:
0xde6a34dfbaaf091504193339cc5120
2d2824ff51